


Installation Manual

VOLKSWAGEN POLO 3DR

VW-POLO-3-B



COMPONENTS INCLUDED



x2

x2




CL-M02 x 2



Installation

VOLKSWAGEN POLO 3DR

VW-POLO-3-B




Installation


VOLKSWAGEN POLO 3DR

VW-POLO-3-B

1 Attach clips to shade



2



3 Fix clips behind trim at positions indicated

