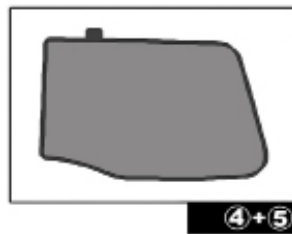
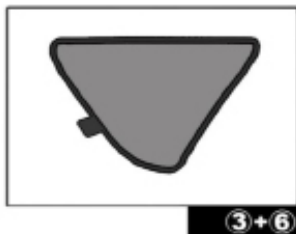
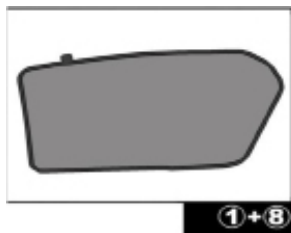


# Installation Manual

AUDI A4 ESTATE  
AU-A4-E-X



## COMPONENTS INCLUDED



CL-M02 x 6



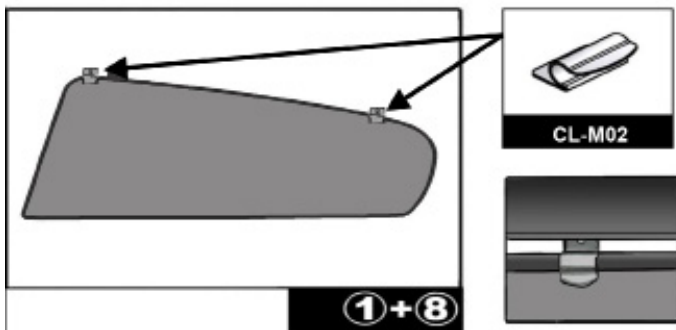
# Installation

AUDI A4 ESTATE

AU-A4-E-X



## SIDE SHADE INSTALLATION



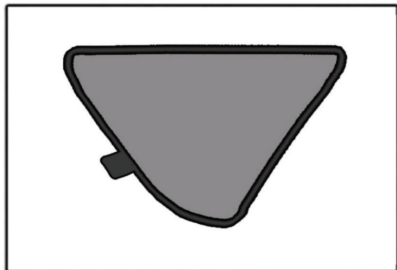
# Installation

AUDI A4 ESTATE

AU-A4-E-X

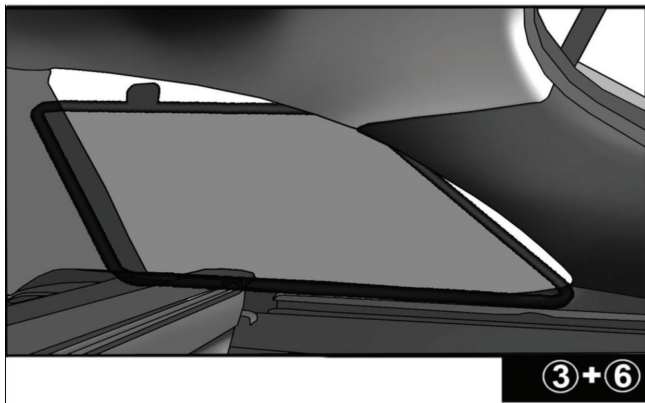


## QUARTER LIGHT SHADE INSTALLATION

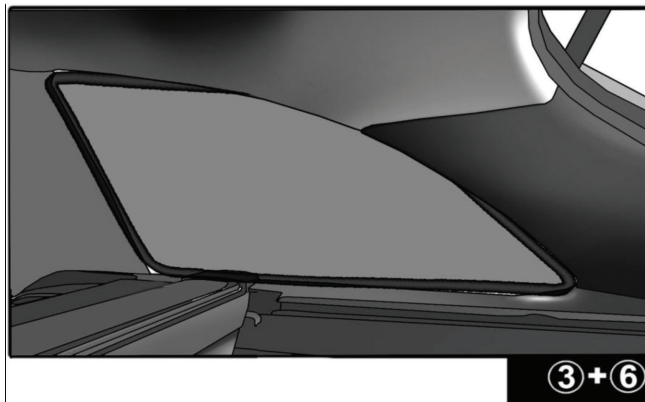


3+6

These shades do not require any clips. Push the shades in to place until secure



3+6



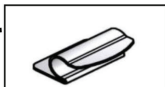
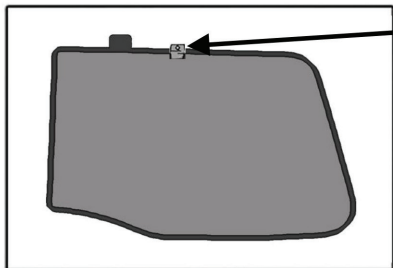
3+6

# Installation

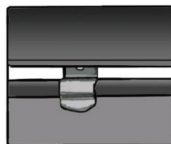
AUDI A4 ESTATE

AU-A4-E-X


## REAR SHADE INSTALLATION




CL-M02



④+⑤



④+⑤



④+⑤

# Installation

AUDI A4 ESTATE

AU-A4-E-X



## REAR SHADE INSTALLATION

